

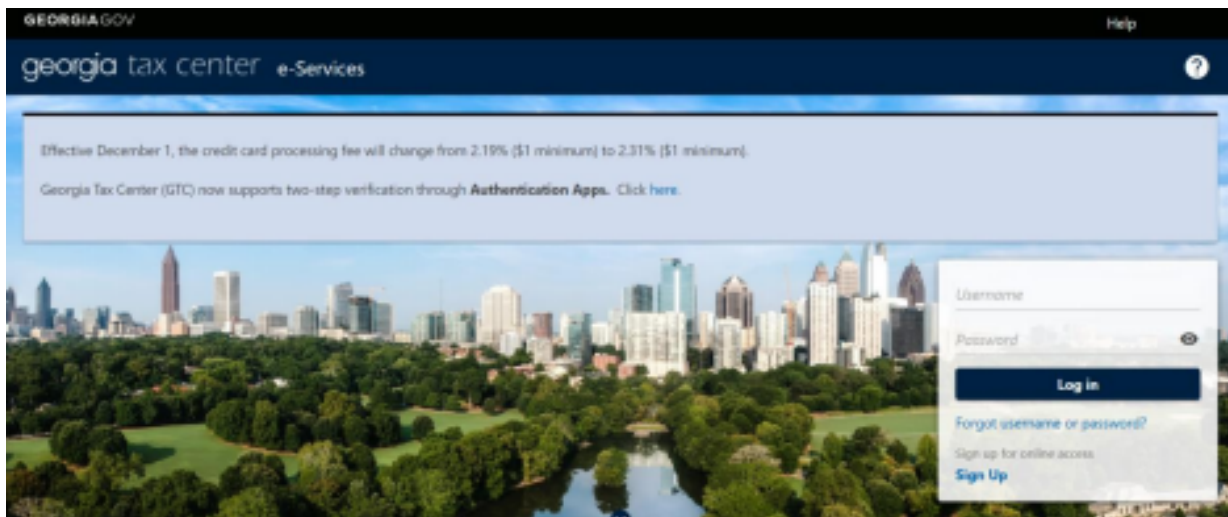


## Qualified Foster Child Donation Credit Pre-Approval Application Instructions for **Individuals & Couples**

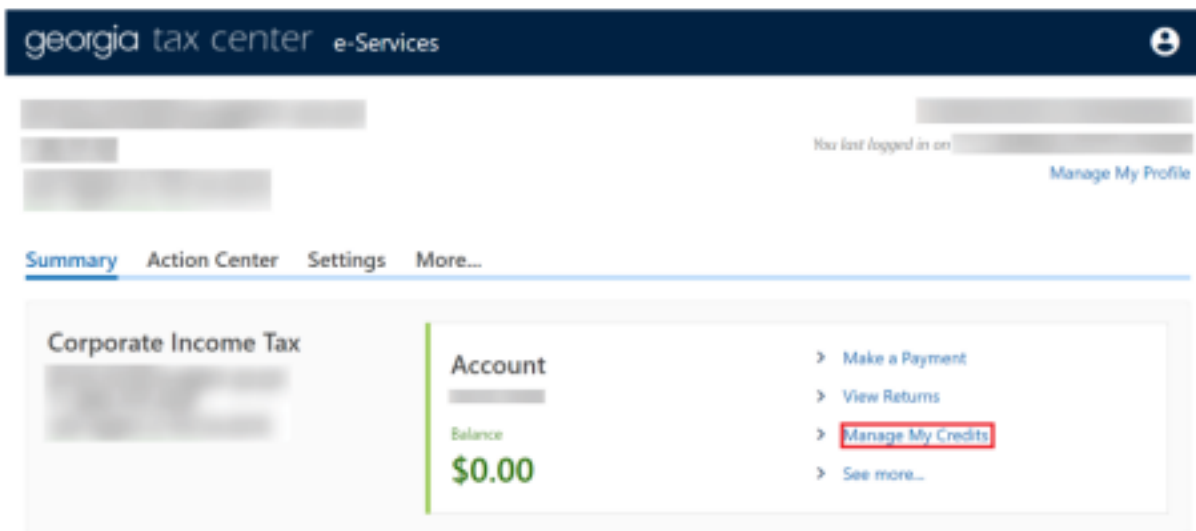
Georgia taxpayers must be pre-approved by the state of Georgia to take advantage of this tax credit. The application is completed online through the [Georgia Tax Center \(GTC\) website](#).

### TO APPLY:

1. Log into the [Georgia Tax Center \(GTC\) website](#). If you do not already have an account, create one by selecting the **Sign Up** link on the right side of the page.



2. Once logged in, click **Manage My Credits** under the Summary tab.



georgia tax center e-Services

Summary Action Center Settings More...

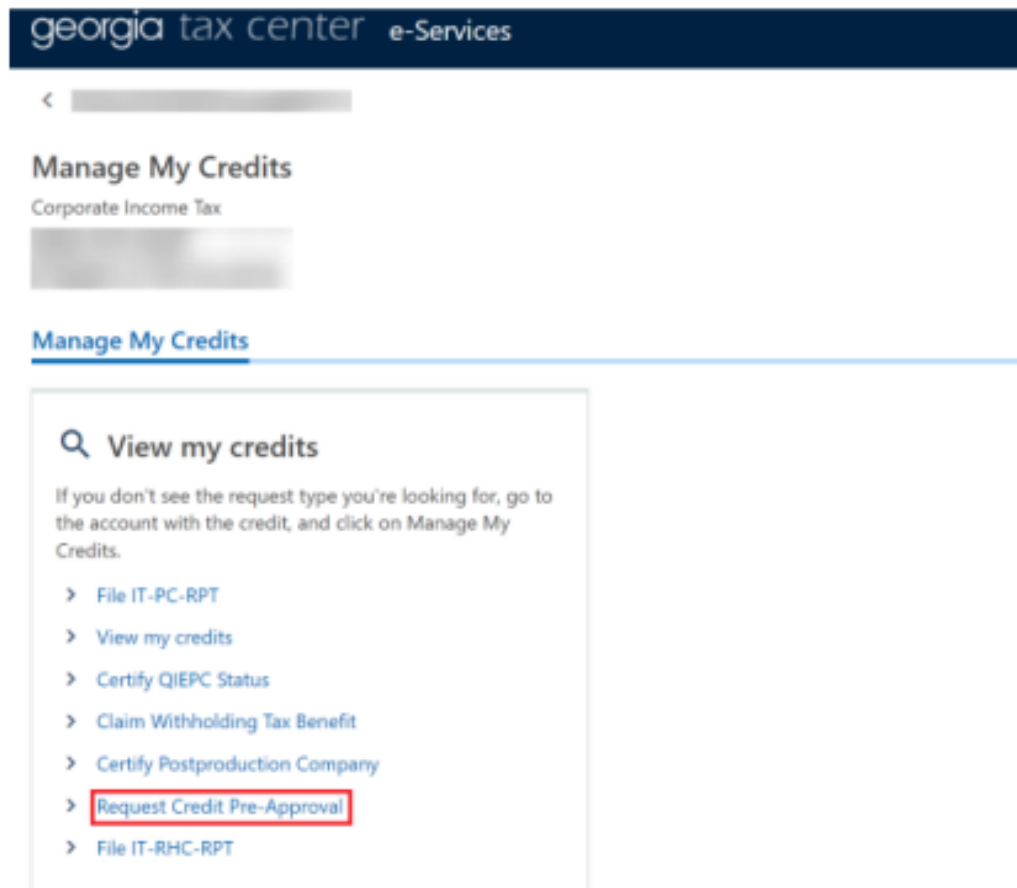
Corporate Income Tax

Account

Balance  
**\$0.00**

- > Make a Payment
- > View Returns
- > **Manage My Credits**
- > See more...

3. Under the **View my credits** section, click **Request Credit Pre-Approval**



georgia tax center e-Services

<

Manage My Credits

Corporate Income Tax


Manage My Credits

View my credits

If you don't see the request type you're looking for, go to the account with the credit, and click on Manage My Credits.

- > File IT-PC-RPT
- > View my credits
- > Certify QIEPC Status
- > Claim Withholding Tax Benefit
- > Certify Postproduction Company
- > **Request Credit Pre-Approval**
- > File IT-RHC-RPT


4. Select **Credit Type 151 – Qualified Foster Child Donation Credit** from the drop down menu. Click **Next**.

georgia tax center e-Services 


< Manage My Credits

**Credit Pre-Approval**

Credit Type


 **Credit Type**

Credit Type

151 - Qualified Foster Child Donation Credit 



Cancel < Previous **Next >**

5. Select the **Current Tax Year**. Click **Next**

georgia tax center e-Services 

< Manage My Credits

**Credit Pre-Approval**

Credit Type  Fund 

**Please Select A Fund**

From	To	Use This Fund
01-Jan-2023	31-Dec-2023	<input type="radio"/>

Cancel < Previous **Next >**

6. Complete the required **Contact Information** section and enter the **Current Tax Year End Date** under the Filing Period Information section. Click **Next**.

georgia tax center e-Services

< Manage My Credits

Credit Pre-Approval

Credit Type Fund Instructions Taxpayer Information

**Taxpayer Information**

Name \*

Id Type

Federal Employer ID #

Id \*

**Address Information**

Street \*

City

State \*

Required

Zip Code

**Contact Information**

Contact Person \*

Required

Contact's Title \*

Required

Contact E-mail \*

Required

Contact Phone No. \*

Required

Ext.

**Filing Period Information**

Current Tax Year End Date \*

Required

Cancel Previous Next

7. Enter the **Contributor Information**. There will be options depending on how you setup your GTC account (as an individual or an entity).

*For individuals: select your filing status. If married and filing jointly, you must enter your spouse's information.*

Select your **filing status**, and click **Next**.

Credit Pre-Approval



Contributor Information

Choose Your Filing Status !

- Individual Filing Single or Head of Household
- Individual Filing Married Separate Return
- Individual Filing A Married Joint Return

Contributor Information

Calendar year in which contribution will be made:

2025

Tax year end of contributor

31-Dec-2025

Cancel

< Previous

Next >

8. Enter the **Contribution Amount**. Select **Promise686, Inc.** from the drop down menu, and confirm our **EIN: 27-0427930**.

Credit Pre-Approval



Contribution Amounts

Enter Contribution Information

Amount of the contribution the taxpayer intends to make

\_\_\_\_\_

Name of Foster Child Organization

PROMISE686, INC

Taxpayer I.D.# of Foster Child Organization

27-0427930

Cancel

< Previous

Next >

9. The section to **Upload Attachments** is optional and can be skipped. Click **Next**.

< Manage My Credits

Credit Pre-Approval

1 Type 2 Fund 3 Taxpayer Information 4 Contributor Info 5 Contribution Amounts 6 Attachments

Attach the Required Documents  
Please attach any supporting documents (optional)

Add Attachment

Attachments

Type	Name	Description	Size
There are no attachments.			

Add Attachment

Cancel < Previous **Next** >

10. On the **Summary** page, confirm the credit type, tax year end date, amount of the credit requested, and the application date.

Check the **Certification Box** and add your **name** to sign the application, then **Submit**, and **OK** to confirm.

< Manage My Credits

Credit Pre-Approval

1 Fund 2 Taxpayer Information 3 Contributor Info 4 Contribution Amounts 5 Attachments 6 Summary

Credit Information

Credit Type: 151 - Foster Child Organization Credit

Fund Date End: 31-Dec-2025

Credit Amount Requested: \$2,500.00

Application Date: 07-Jan-2025

When an income tax credit statute or regulation provides that returns or applications received on the day that an income tax credit cap is reached shall be prorated based on the returns or applications received on such day, any returns or applications submitted on a Saturday, Sunday, legal holiday, or day on which the Federal Reserve Bank is closed, shall be considered to have been submitted on the first day following which is not a Saturday, Sunday, legal holiday, or day on which the Federal Reserve Bank is closed.

Cancel < Previous **Submit** >

Signature

Read and approve the application consent below.

Applicant certifies that all information contained above is true to his/her best knowledge and belief and is submitted for the purpose of obtaining preapproval from the Commissioner.

Submit my Contributions to Foster Child Support Organizations Tax Credit Form

Applicant Name  
ADAM PARKER

Cancel Previous **Submit**

11. Print and/or save the **Confirmation Page**. Your request will also be stored in your GTC account under the **Submissions** tab.

< Manage My Credits

**Confirmation**

**Submission Information**

Logon	adam.parker1
Status	Submitted
Confirmation Number	1-530-782-504
Taxpayer Name	PARKER, ADAM
Social Security #	***-**-4873
Submission Title	Credit Pre-Approval
Submitted	07-Jan-2025

**Your confirmation number is 1-530-782-504.**

Your request has been submitted and will be processed in the order that it was received.

If you have any questions, please contact us at 1-877-GADOR11 (1-877-423-6711).

**Printable View**

**OK**

**Print Confirmation**

12. Your submission will be reviewed by the Department of Revenue, and a letter will be mailed to your address on file notifying you of the approval date and pre-approval amount. Promise686 will also be notified.

13. **NOTE:** you will not make payment at this time. You have 60 days from the date of pre-approval notification to make payment directly to Promise686 (not to the Department of Revenue) once your application has been approved.

14. Promise686 will send a donation confirmation and additional instructions on how to claim the Georgia income tax credit when you file your 2025 tax return in

2026.

*\* Please note: Promise686 is not providing tax advice. Please consult your tax advisor for specific guidance on your individual tax situation.*